


Project #3 Light + Fan

Objective:






To show how a light can show when a motor fan is running.

First Layer:

Place your battery pack (**B1**) on **A1** of the grid.
Put these pieces on the board.




You Need:

- 4 
- 1 
- 1 
- 1 
- 1 


Second Layer:

Make sure switch is in the "OFF" position while you are building.



Third Layer:

Turn the fan on and let it get to full speed.



Reflection Questions

Did you turn your switch to "ON"?

Did the light show when the fan was working?